

Communication

Team App

A new communication tool that has been introduced this season. It is the main communication tool used for information to our members so every FINANCIAL member must download and request to join. All events are listed in the calendar along with links to the website and the portal plus other things that are useful.



Each person using Team App must have their OWN sign in... in other words a parent member will be limited on what they can see if they are using another persons or their childs access... you will not be able to view very much hence limiting your information received.... [therefor a parent using someone elses sign in will only be privy to the access given to that person/child].

Every member is placed into relevant group/s... ie age group for child or parents of child, water safety, age manager, official, nipper parent, SRC/Patrol etc... so depending on what role/s you have you will be placed into those categories.

Team App is not just for the adults, if the kids have a smartphone, they too can download and join the team. Any children that have access are also linked to the parent that has access, this enables the parent to oversee messages etc that are sent through to the child and can respond on their behalf if they have not. Team App is continually improving its features.



Once downloaded and logged in you **MUST have Notifications enabled** on your device to get instant notifications of new entries into the app [without this setting turned on, you will not receive the information being sent out].

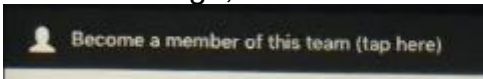
During setup of your details – there is an option to allow some of your contact details to be added to the **Members Directory** within the app – this is used for your work ie Employer, Profession etc... if you would like to allow members to see where you work, your occupation, email & phone number, please complete those fields and allow access. It would be great if we can all utilise our members businesses.

NEW USERS of Team App

1. In iTunes/Google Play search for “Team App” and download [logo above]
2. Open “Team App” to register
 - Click on **OK** to “Team App would like to send you notifications” popup question
 - Click on the **SIGN UP** button at the bottom of the page
 - Complete all the fields on the page and Agree to terms of service
 - An email will be sent to you for verification
3. Verify your registration by clicking on the link from the confirmation email sent to you
4. Proceed to the next step below in Existing Users

EXISTING USERS of Team App

5. Open Team App and Login if not already
 - First time users – click on the “*search for your team*” in the middle of your screen
 - Current users – click on the magnifying glass at the top left of the screen
6. Search for “**Redcliffe SLSC**” | Patrolling members, please join both...
 - Redcliffe SLSC  | Redcliffe SLSC Patrols 
7. Select “Redcliffe SLSC” – it will open with the logo and tabs but you are not done yet

8. At the top of the screen, above the logo, there is a bar that says “*Become a member of this team (tap here)*” |  - tap as instructed
9. Request to join by sliding the button access next to “2017/2018 Season Members”
10. “Access Reason” pop up screen – click on **OK** and type your reason for requesting access
11. There is a “Required Info” pop up screen – click on **OK** and complete ALL fields including child/ren names if nipper parent
 - If anything is left unanswered, it will not proceed further
12. Click on **SAVE** in the top right hand corner
 - If you have missed any fields it will come up with an error message
13. If you have answered all questions you will get a “SAVED” pop up message – click on **OK** and wait for your request to be approved
 - You MUST be a financial member to be given access
 - Once checked you will be approved and assigned to appropriate group/s

PATROLLING MEMBERS

14. Repeat process steps 6-12

Once joined from your smart device, you can also access all Team App information online from your computer. Visit the relevant website below and login from your computer

- <https://redcliffeslsc.teamapp.com>
- <https://redcliffeslscpatrol.teamapp.com>

Need Help?

Contact: Carrie Meerten, Registrar | Phone: 0421544006 | Email: redcliffeslsc@gmail.com

Website

Our website is a useful source of information. There is heaps of information available to you on the website. Every week updates are added pertaining to general news events, carnivals or anything else that is club related. Add this to your bookmarks <http://www.redcliffeslsc.com.au> and check the page every so often to keep yourself informed. There is information on the website that may not be found in Team App.

Facebook

Club Page – Redcliffe Surf Life Saving Club

- Public page | Only publicly viewable information will be posted here

Group Page – Redcliffe Peninsula SLSC

- CLOSED to public – you MUST have a blue card and you have to request access to it
 - In order to be granted access you must be a financial member of the club and hold a current Working With Children blue card
 - This is where members can ask general questions and get replies from other members – ie member forum